

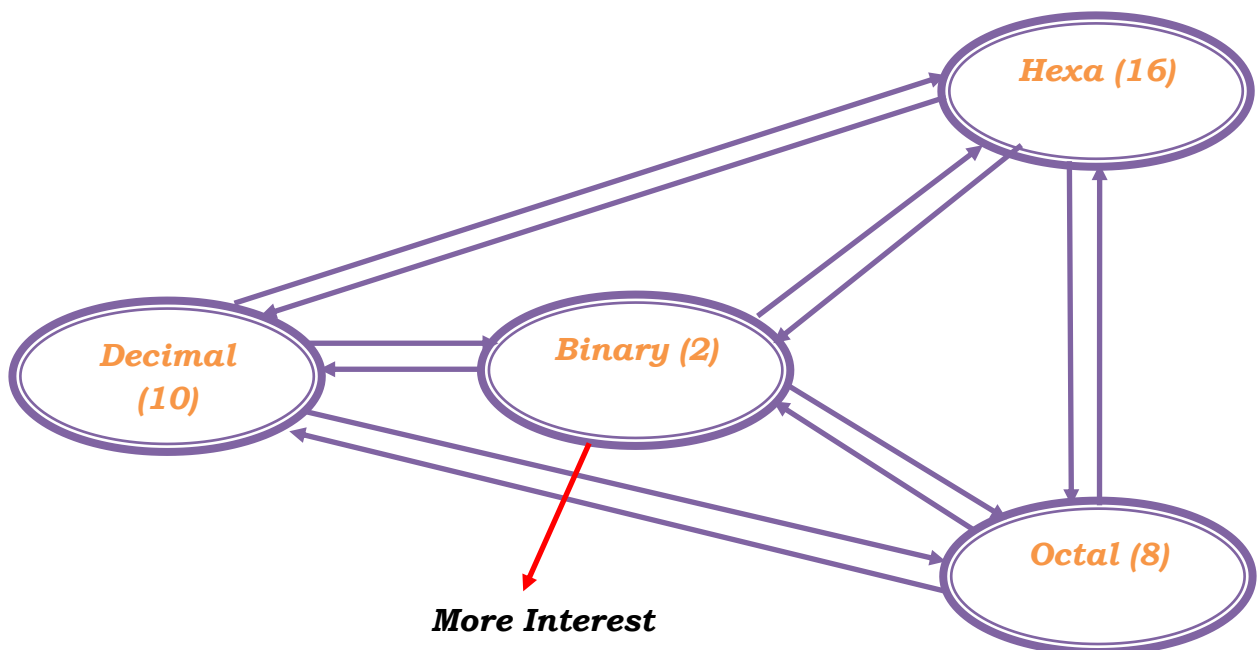
Digital System Design

Digital System Design Lecture 4

Digital Number Systems II

3. Convert a number from one number system to another

Conversion between number bases:



Way we need conversion?

- ✓ We need decimal system for *real world* (for presentation and input): for example: we use 10-based numbering system for input and output in digital calculator.
- ✓ We need binary system inside calculator for *calculation*.



a) Binary to decimal conversions:

- ✓ **Rule:** any binary number can be converted to its decimal equivalent simply by *summing together the weights of the various positions in the binary number which contains a 1.*

Example 1: Convert 11011_2 to its decimal equivalent

$$\begin{array}{cccccc} 1 & 1 & 0 & 1 & 1 & \\ \downarrow & + & \downarrow & + & \downarrow & + & \downarrow & + & \downarrow & & = & 16+8+2+1= & 27_{10} \\ 2^4 & & +2^3 & & 0 & & 2^1 & & 2^0 & & & & \end{array}$$

Example 2: Convert 10110101_2 to decimal equivalent

$$2^7 + 0 + 2^5 + 2^4 + 0 + 2^2 + 0 + 2^0 = 181_{10}$$

b) Decimal to binary conversions:

- ✓ There are two ways to convert a decimal number to its equivalent binary representation
- 1. **The reverse of the binary-to-decimal conversion process (optional).** The decimal number is simply expressed as a sum of powers of 2 and then 1_2 and 0_2 are written in the appropriate bit positions.

Example 1:-Convert 45_{10} to binary number

$$45_{10} = 32 + 8 + 4 + 1 = 2^5 + 0 + 2^3 + 2^2 + 0 + 2^0 = 101101_{(2)}$$

Example 2:-Convert 76_{10} to binary number

$$76_{10} = 64 + 8 + 4 = 2^6 + 2^3 + 2^2 = 1001100_2$$

- 2. **Repeated division:** Repeating division the decimal number by 2 and writing down the remainder after each division until a quotient of 0 is obtained.

Note:

The binary result is obtained by writing the first remainder as the LSB and the last remainder as the MSB.

General Rule 1: Conversion from decimal to other base

1. Divide decimal number by the base (2, 8, 16, ...).
2. The remainder is the lowest-order digit.
3. Repeat first two steps until no divisor remains.

General Rule 2: Decimal fraction conversion to another base

1. Multiply decimal number by the base (2, 8, ...).
2. The integer is the highest-order digit.
3. Repeat first two steps until fraction becomes zero.

Example 1 Convert 25_{10} to binary number

$$\begin{array}{l} \frac{25}{2} = 12 + \text{remainder of } 1 \text{ (LSB)} \\ \frac{12}{2} = 6 + \text{remainder of } 0 \\ \frac{6}{2} = 3 + \text{remainder of } 0 \\ \frac{3}{2} = 1 + \text{remainder of } 1 \\ \frac{1}{2} = 0 + \text{remainder of } 1 \text{ (MSB)} \end{array}$$

$25_{10} = 11001_2$

Example 2 Convert 13_{10} to binary number

Division by 2		Quotient integer	remainder
$\frac{13}{2}$	=	6	1 (a_0)
$\frac{6}{2}$		3	0 (a_1)
$\frac{3}{2}$		1	1 (a_2)
$\frac{1}{2}$		0	1 (a_3)
Answer		$(13)_{10} = (a_3 a_2 a_1 a_0) = (1101)_2$	

Example 3: Convert 0.625_{10} to binary number

Multiply by 2	Integer	Fraction	coefficient	
$0.625 * 2 =$	1	+	0.25	$a_1 = 1$
$0.250 * 2 =$	0	+	0.50	$a_2 = 0$
$0.500 * 2 =$	1	+	0(stop)	$a_3 = 1$

↓
Correct order

Answer $(0.625)_{10} = (0.a_1 a_2 a_3)_2 = (0.101)_2$

c) Octal-to-decimal

✓ To convert, we need to *multiply each octal digit by its positional weight.*

Example 1

$$372_{(8)} = (3 * 8^2) + (7 * 8^1) + (2 * 8^0) = (3 * 64) + 56 + 2 = 250_{10}$$

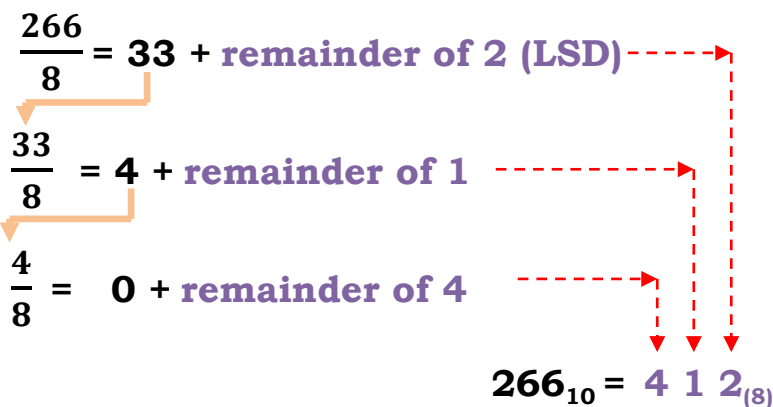
Example 2

$$24.6_8 = (2 * 8^1) + (4 * 8^0) + (6 * 8^{-1}) = 20.75_{10}$$

d) Decimal to octal

✓ *Repeated division by 8.*

Example 1: Convert 266_{10} to octal number.



Example 2: Convert 0.35_{10} to octal number.

	Multiply by 8	Integer	+	Fraction	coefficient
	$0.35 \times 8 =$	2	+	0.80	$a_1 = 2$
Repeated "stop"	$0.8 \times 8 =$	6	+	0.40	$a_2 = 6$
	$0.4 \times 8 =$	3	+	0.20	$a_3 = 3$
	$0.2 \times 8 =$	1	+	0.60	$a_4 = 1$
	$0.6 \times 8 =$	4	+	0.80	$a_5 = 4$

Answer $(0.35)_{10} = (0.a_1 a_2 a_3 a_4 a_5)_2 = (0.26314)_8$ Correct order

e) Hexa-to-decimal

Example 1:-Convert $356_{(16)}$ to decimal:

$356_{(16)} =$

$(3 \times 16^2) + (5 \times 16^1) + (6 \times 16^0) = 3 \times 256 + 80 + 6 = 854_{(10)}$

Example 2:-Convert $2AF_{(16)}$ to decimal:

$2AF_{(16)} =$

$(2 \times 16^2) + (10 \times 16^1) + (15 \times 16^0) = 512 + 160 + 15 = 687_{(10)}$

f) Decimal-to-hexa:(using repeated division by 16)

Example 1: Convert 423_{10} to hex number.

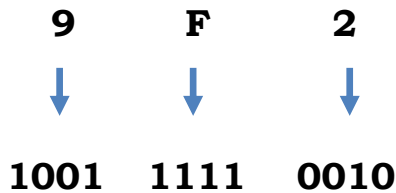
$\frac{423}{16} = 26 + \text{remainder of } 7 \text{ (LSD)}$
 $\frac{26}{16} = 1 + \text{remainder of } 10$
 $\frac{1}{16} = 0 + \text{remainder of } 1$

$423_{10} = 1A7_{(16)}$

g) Hexa-to-binary:

- ✓ Each hexa digit is converted to its *four-bit binary equivalent*:

Example 1: Convert $9F2_{(16)}$ to its binary equivalent



$$9F2_{(16)} = 100111110010_{(2)}$$

Example 2: Convert $BA6_{(16)}$ to binary equivalent

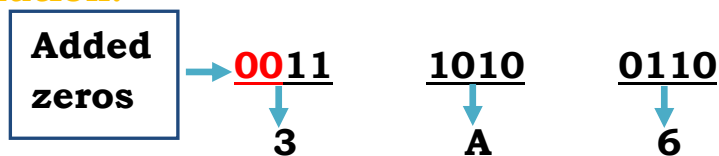
$$BA6_{(16)} = (\underline{1011} \quad \underline{1010} \quad \underline{0110})_2$$

h) Binary-to-hexa

- ✓ The binary numbers are grouped into groups of four bits and each group is converted to its equivalent hexa digit.
- ✓ Zeros are added as needed to complete a four-bit group.

Example 1: Convert $1110100110_{(2)}$ to hexa equivalent

Solution:



$$1110100110_{(2)} = 3A6_{(16)}$$

Example 2: Convert 101011111_2 to hexa equivalent

Solution:

$$\underline{1} \quad \underline{0101} \quad \underline{1111}_2 = 15F_{(16)}$$

i) Octal to binary conversion:

- ✓ Conversion each octal digit to its *three bit binary equivalent*.

Conversion Table								
Octal digit	0	1	2	3	4	5	6	7
Binary equivalent	000	001	010	011	100	101	110	111

- ✓ Using this table, we can convert any octal number to binary by individually converting each digit.

Example 1: Convert $472_{(8)}$ to binary number

Solution:

$$\begin{array}{ccc} 4 & 7 & 2 \\ \downarrow & \downarrow & \downarrow \\ 100 & 111 & 010 \end{array}$$

$$472_{(8)} = 100111010_{(2)}$$

Example 2: Convert $5431_{(8)}$ to binary number

Solution:

$$5431_{(8)} = \underline{101} \ \underline{100} \ \underline{011} \ \underline{001} = 101100011001_{(2)}$$

j) Binary to octal conversion:

- ✓ The bits of the binary number are grouped into group of 3 bits starting at the LSB, then each group is converted to its octal equivalent (see table).

Example_1: Convert $11010110_{(2)}$ to octal equivalent

Solution:

$$\begin{array}{c} \boxed{\text{Added zero}} \rightarrow \underline{011} \ \underline{010} \ \underline{110} \\ \downarrow \quad \downarrow \quad \downarrow \\ 3 \quad 2 \quad 6 \end{array}$$

$$11010110_{(2)} = 326_{(8)}$$

Note:

Zero was placed to the left of the MSB to produce groups of 3 bits.

General example:

Convert 177_{10} to its eight-bit binary equivalent by first converting to octal.

Solution:

$$\begin{array}{l} \frac{177}{8} = 22 + \text{remainder of 1 (LSD)} \\ \frac{22}{8} = 2 + \text{remainder of 6} \\ \frac{2}{8} = 0 + \text{remainder of 2} \end{array}$$

$177_{10} = 261_{(8)}$

✓ Thus $177_{10} = 261_{(8)}$, now we can quickly convert this octal number to its binary equivalent 010110001 to get eight bit representation.

So:

$$177_{10} = 1011000_{(2)}$$

Important Note: this method of decimal-to-octal-to-binary conversion is often quicker than going directly from decimal to binary, especially for large numbers.

4. Advantage of octal and hexadecimal systems:

1. Hexa and octal number are used as a "*short hand*" way to represent strings of bits.
2. Error prone to write the binary number, in hex and octal *less error*.
3. The octal and hexadecimal number systems are both used (*in memory addressing and microprocessor technology*).